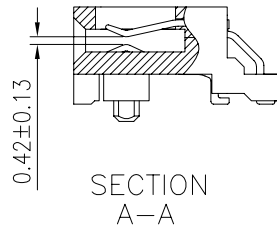
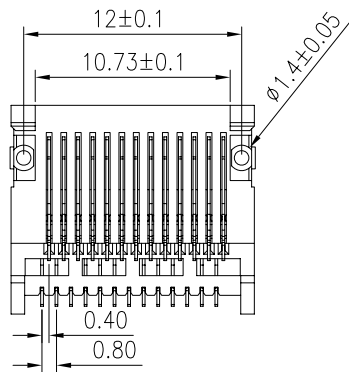
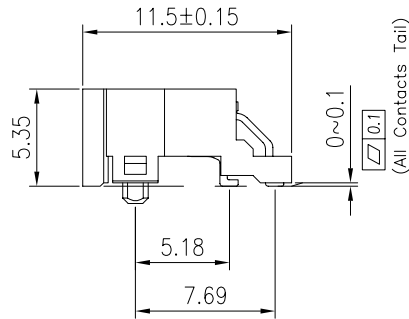
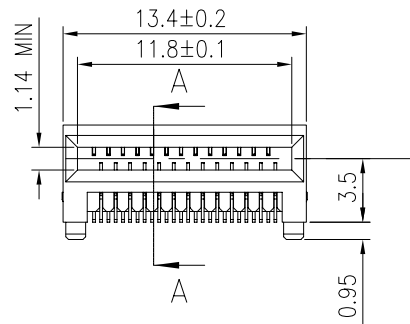
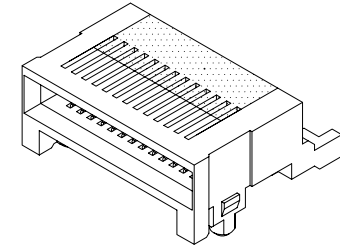
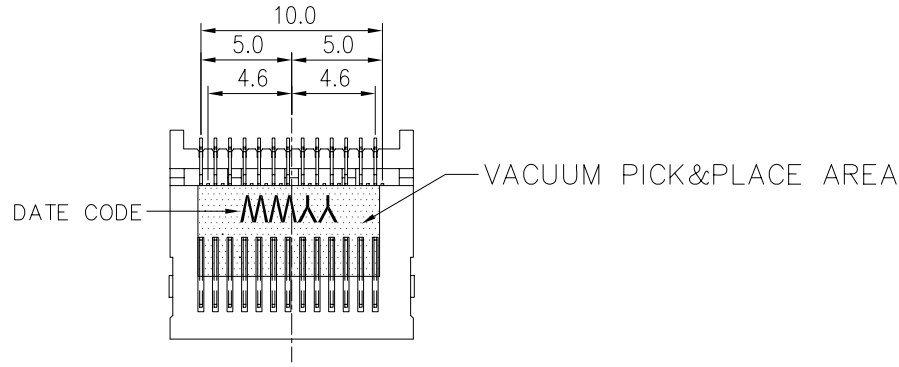


THIS DRAWING AND THE DATA DISCLOSED HEREIN OR HEREWITH IS NOT TO BE REPRODUCED USED OR DISCLOSED IN WHOLE OR IN PART TO ANYONE WITHOUT THE PERMISSION OF JESS-LINK PRODUCTS CO.,LTD.

CUSTOMER DRAWING

REV.	DESCRIPTION	MDF'D	APP'D	DATE
02	Change Carrier Tape	Brown	Matsu	09/23/2008
03	Change Paclage Specification	Brown	Matsu	11/14/2008
04	Molify Drawing	Brown	Matsu	07/16/2010



NOTE:

- MATERIAL:
HOUSING: HI-TEMP THMOPLASTIC UL 94V-0 BLACK
TERMINAL: COPPER ALLOY
- PLATING:
30u" MIN Au ON CONTACT AREA.
100u" MIN MATT TIN ON SOLDER AREA
100u" MIN Ni UNDERPLATE ALL OVER.
- PACKAGING: TAPE & REEL
- DATE CODE: YYWW
YY=YEAR OF MANUFACTURE
WW=WEEK OF MANUFACTURE

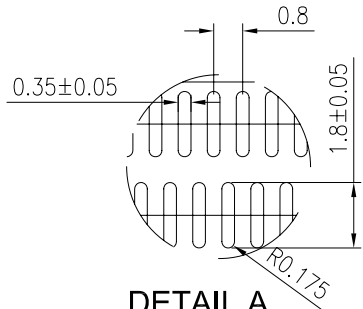
RoHS COMPLIANT	HALOGEN FREE	Unit : mm	PROJECTION		JESS-LINK PRODUCTS CO.,LTD.		TITLE	PRODUCT NO. OR LAYOUT
		GENERAL TOLERANCES: (UNLESS SPECIFIED)						
		0 = ±.35	D.R. 07/16/2010	James	SCALE	SIZE	PART NO.	REV. 04
		0.0 = ±.25	CH.K 07/16/2010	James	2:1	A4		

THIS DRAWING AND THE DATA DISCLOSED HEREIN OR HEREWITH IS NOT TO BE REPRODUCED USED OR DISCLOSED IN WHOLE OR IN PART TO ANYONE WITHOUT THE PERMISSION OF JESS-LINK PRODUCTS CO.,LTD.

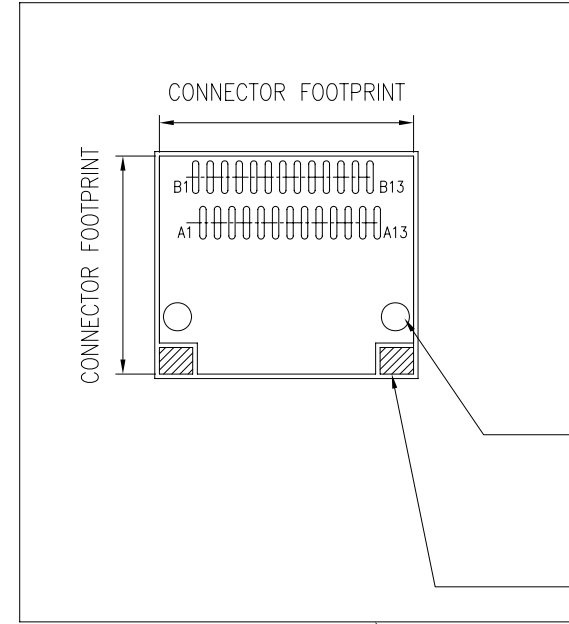
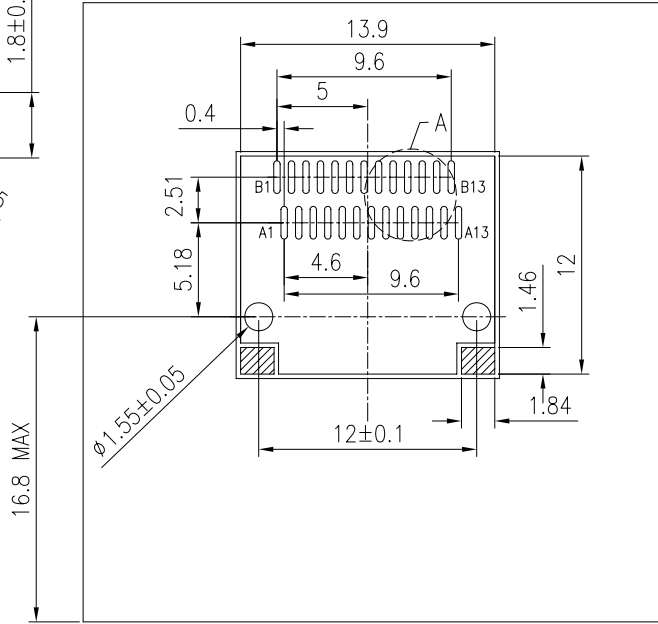
CUSTOMER DRAWING

REV.	DESCRIPTION	MDF'D	APP'D	DATE
02	Change Carrier Tape	Brown	Matsu	09/23/2008
03	Change Paclage Specification	Brown	Matsu	11/14/2008
04	Molify Drawing	Brown	Matsu	07/16/2010

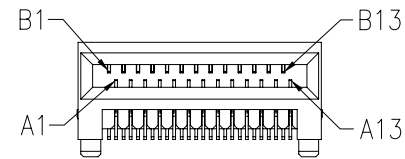
RECOMMENDED PCB LAYOUT



DETAIL A
SCALE 4:1



CONNECTOR FOOTPRINT
CONNECTOR FOOTPRINT
HOUSING LOCATOR PEG HOLE(X2)
HOUSING STAND OFF ZONE (X2)
RECOMMEND NO EXPOSED TRACE
FRONT EDGE OF PCB



PIN ASSIGNMENTS

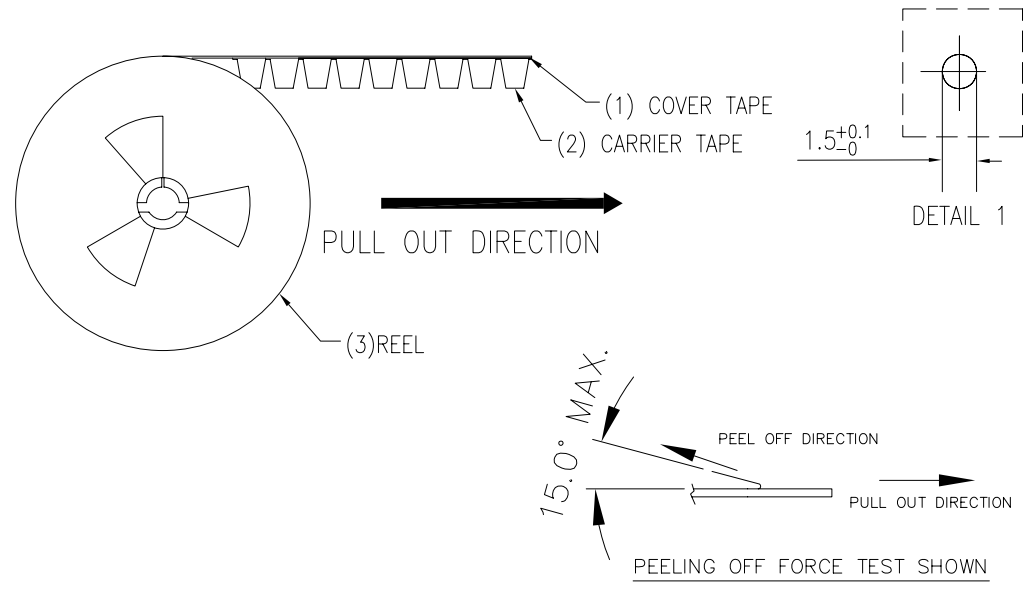
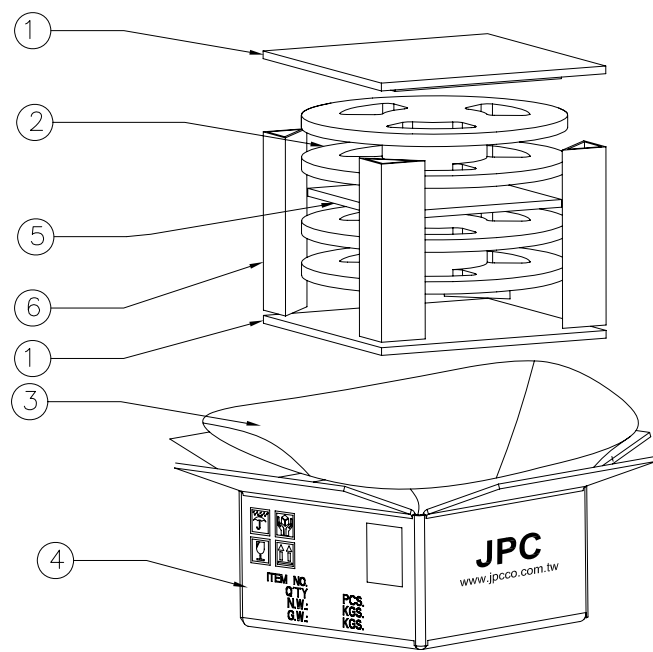
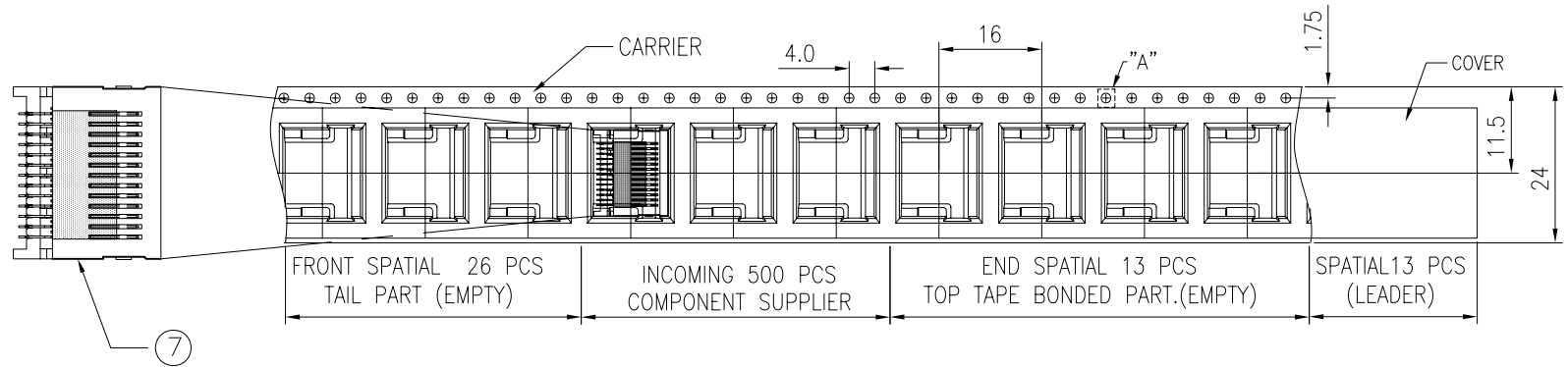
NOTE:
1.PIN ASSIGNMENTS COMPLIANT SERIAL ATA & SAS STANDARD

RoHS COMPLIANT	HALOGEN FREE	Unit : mm	PROJECTION		JESS-LINK PRODUCTS CO.,LTD.		PRODUCT NO. OR LAYOUT		
		GENERAL TOLERANCES: (UNLESS SPECIFIED)							
		0 = ±.35 0.0 = ±.25 0.00 = ±.15 0.000 = ±.10 0' = ±.2' 0.0' = ±.1'	D.R. 07/16/2010 Brown	TITLE		SCALE	SIZE	PART NO.	REV. 04
		CH.K 07/16/2010 James	SFF 8086 26 PIN CONNECTOR		2:1				
AP.V.D 07/16/2010 Matsu									

THIS DRAWING AND THE DATA DISCLOSED HEREIN OR HEREWITH IS NOT TO BE REPRODUCED USED OR DISCLOSED IN WHOLE OR IN PART TO ANYONE WITHOUT THE PERMISSION OF JESS-LINK PRODUCTS CO.,LTD.

CUSTOMER DRAWING

REV.	DESCRIPTION	MDF'D	APP'D	DATE
02	Change Carrier Tape	Brown	Matsu	09/23/2008
03	Change Paclage Specification	Brown	Matsu	11/14/2008
04	Molify Drawing	Brown	Matsu	07/16/2010



NOTE:
 1. PEELING OFF FORCE OF THE TOP TAPE: 20-80gf.
 2. TAPE AND REEL QUANTITY: 500PCS/REEL.

ITEM	DESCRIPTION	Q'TY
9		
8		
7	PRODUCTS	2000
6	EDGE BOARD ,370X125X5mm	4
5	BUBBLE BAG ,325X325X5mm	5
4	MASTER CARTON , 332X332X140 mm	1
3	PE BAG, 550X360X340 mm	1
2	TAPE & REEL, 13"	4
1	PAPER PAD, 325X325X5 mm	2

RoHS COMPLIANT	HALOGEN FREE	Unit : mm	PROJECTION		JESS-LINK PRODUCTS CO.,LTD.	
		GENERAL TOLERANCES: (UNLESS SPECIFIED)				
		D.R. 07/16/2010	TITLE		SFF 8086 26 PIN CONNECTOR	
		Brown	CH.K 07/16/2010			
James	AP.V.D 07/16/2010		SCALE	SIZE	PART NO.	PRODUCT NO. OR LAYOUT
Matsu	2:1	A4	P901A0263302-0		REV. 04	SH,T NO. 3 OF 3