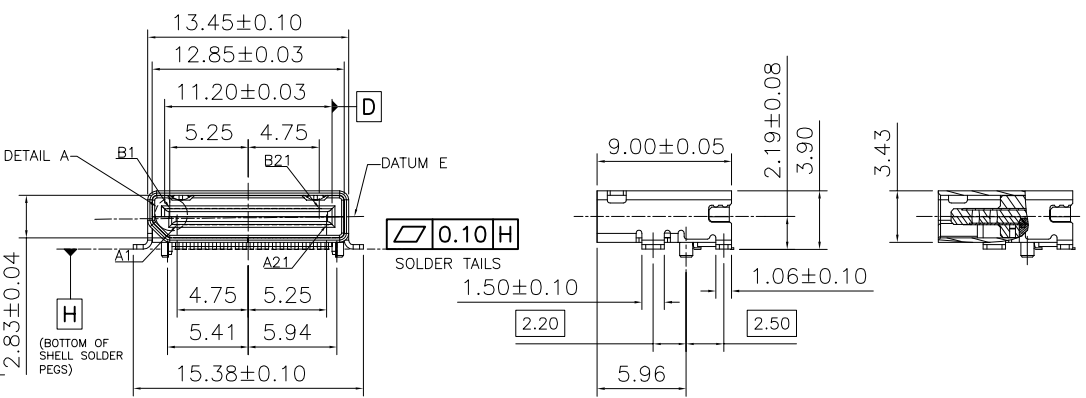
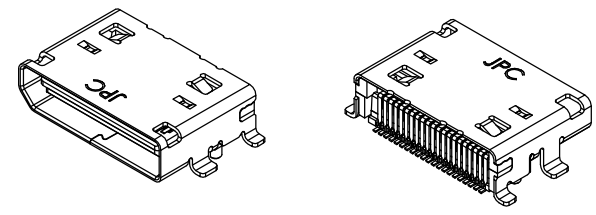
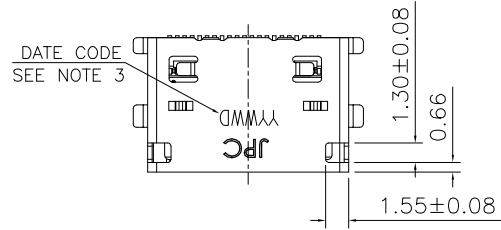


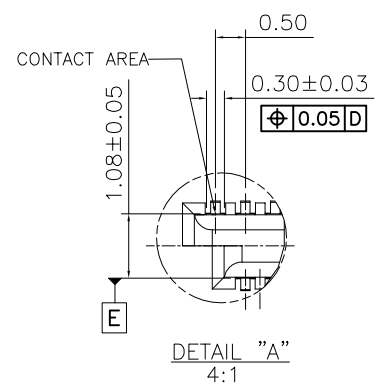
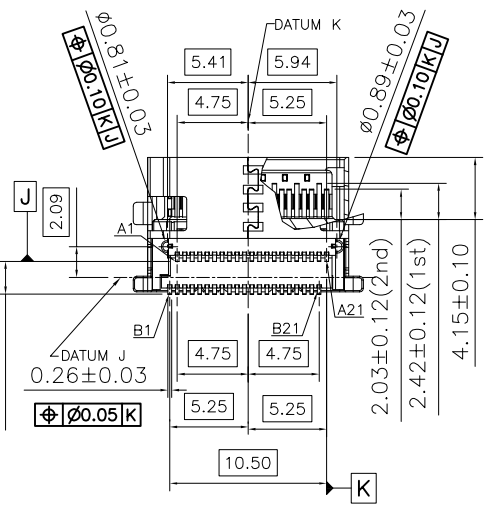
THIS DRAWING AND THE DATA DISCLOSED HEREIN OR HEREWITH IS NOT TO BE REPRODUCED USED OR DISCLOSED IN WHOLE OR IN PART TO ANYONE WITHOUT THE PERMISSION OF JESS-LINK PRODUCTS CO.,LTD.

CUSTOMER DRAWING

REV.	DESCRIPTION	MDF'D	APP'D	DATE
A1	INITIAL DESIGN	Xiang	Ray	08/09/2017



NOTE:
 1.MATERIAL:
 HOUSING:HI-TEMP THERMOPLASTIC UL 94V-0 BLACK
 TERMINAL:COPPER ALLOY
 SHELL:STAINLESS STEEL
 2.PLATING:
 TERMINAL:CONTACT & SOLDER AREA SEE JPC P/N MATRIX
 30u" MIN. NICKEL UNDERPLATE ALL OVER
 SHELL:MATTE TIN OVER 30u"MIN.
 50u" MIN. NICKEL UNDERPLATE ALL OVER
 3.DATE CODE: YYWW
 YY=THE LAST 2 DIGITS OF THE YEAR
 WW=WEEK OF MANUFACTURE
 D=DAY FOR WEEK
 4.PACKAGE SPEC : SOP-PK-P933G042-D
 5.JPC P/N MATRIX: P 9 3 3 G 0 4 2 3 0 X R - 0
 PCIe OcuLink RECEPTACLE
 85 Ohm RIGHT ANGEL SMT SERIES
 SHELL ATTACH
 G: SMT TYPE
 POS
 042: 42POS
 PLATING
 3: MATING -30u" Au & G/F SOLDER AREA
 TAIL LENGTH
 0: SMT/ 0.0mm

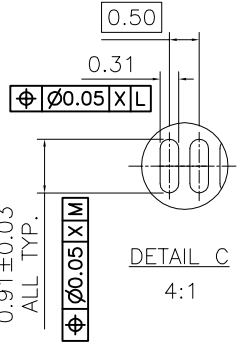
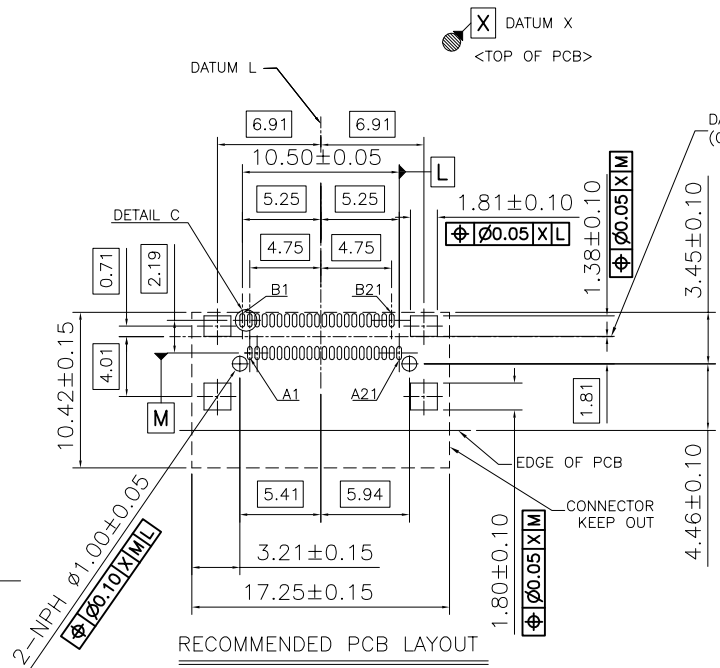


RoHS COMPLIANT	HALOGEN FREE	Unit : mm	PROJECTION	JPC JESS-LINK PRODUCTS CO., LTD.	
		GENERAL TOLERANCES: (UNLESS SPECIFIED)	D.R. 08/09/2017	TITLE	PRODUCT NO. /LAYOUT
		0 = ±.30	Xiang	PCIe OcuLink X4 Conn. (85 Ohm, REC. R/A, SMT, SMT SHELL)	C15H0320B
		0.0 = ±.20	CH.K 08/09/2017	SCALE	REV. A1
0.00 = ±.10	Jim	SIZE	SHEET 1 OF 2		
0.000 = ±.05	APV.D 08/09/2017	DWG NO.			
0° = ± 1°	Ray	SD-P933G042-D			
0.0° = ±.50°					

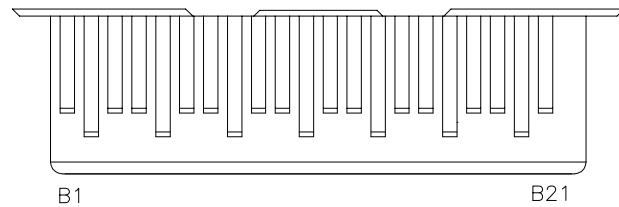
THIS DRAWING AND THE DATA DISCLOSED HEREIN OR HEREWITH IS NOT TO BE REPRODUCED USED OR DISCLOSED IN WHOLE OR IN PART TO ANYONE WITHOUT THE PERMISSION OF JESS-LINK PRODUCTS CO.,LTD.

CUSTOMER DRAWING

REV.	DESCRIPTION	MDF'D	APP'D	DATE
A1	INITIAL DESIGN	Xiang	Ray	08/09/2017

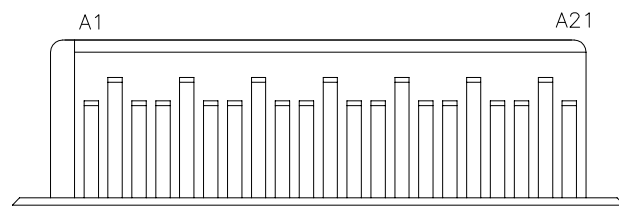


INTERFACE PATTERN



42 CIRCUITS TOP SIDE MATING LEVEL

SCALE 4:1



42 CIRCUITS BOTTOM SIDE MATING LEVEL

SCALE 4:1

PIN NO.	MATING LEVEL	PIN NO.	MATING LEVEL
A1	2nd	B1	2nd
A2	1st	B2	1st
A3	2nd	B3	2nd
A4	2nd	B4	2nd
A5	1st	B5	1st
A6	2nd	B6	2nd
A7	2nd	B7	2nd
A8	1st	B8	1st
A9	2nd	B9	2nd
A10	2nd	B10	2nd
A11	1st	B11	1st
A12	2nd	B12	2nd
A13	2nd	B13	2nd
A14	1st	B14	1st
A15	2nd	B15	2nd
A16	2nd	B16	2nd
A17	1st	B17	1st
A18	2nd	B18	2nd
A19	2nd	B19	2nd
A20	1st	B20	1st
A21	2nd	B21	2nd

RoHS COMPLIANT	HALOGEN FREE	Unit : mm	PROJECTION 		JPC JESS-LINK PRODUCTS CO., LTD.		
		GENERAL TOLERANCES: (UNLESS SPECIFIED)	D.R. 08/09/2017 Xiang	TITLE PCIe OcuLink X4 Conn. (85 Ohm, REC. R/A, SMT, SMT SHELL)			PRODUCT NO. /LAYOUT C15H0320B
		0 = ±.30 0.0 = ±.20 0.00 = ±.10 0.000 = ±.05 0° = ± 1° 0.0° = ±.50°	CH.K 08/09/2017 Jim	SCALE 4:1	SIZE A4	DWG NO. SD-P933G042-D	REV. A1
			APV.D 08/09/2017 Ray				SHEET 2 OF 2