(M1)	HM000577	PP, NATURE

THIS DRAWING AND THE DATA DISCLOSED HEREIN OR HEREWITH IS NOT TO BE REPRODUCED USED OR DISCLOSED IN WHOLE OR IN PART TO ANYONE WITHOUT THE PERMISSION OF JESS-LINK PRODUCTS CO.,LTD.(JPC)

CUSTOMER DRAWING

DRWC-008968

REV.	ECN NO.	DESCRIPTION	MDF'D	APP'D	DATE
01		INITIAL DESIGN	Brady	Jason	12/04/2023
02					
03					

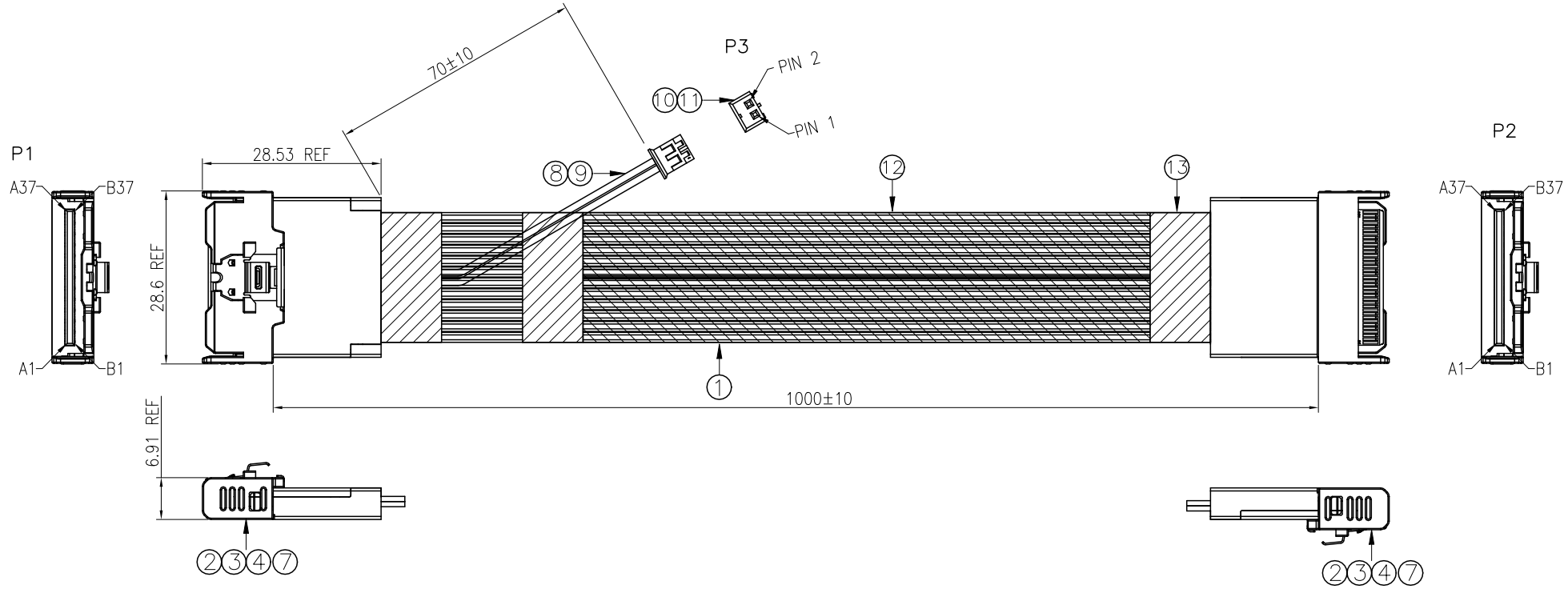

NOTES:
1.TESTING CONDITION:
COND: MAX 3.0ohm
I.S: MIN 10Mohm DC/300V/0.01S.
2.DATE CODE:YYWW
YY=YEAR OF MANUFACTURE
WW=WEEK OF MANUFACTURE
3. P/N:JLP-P7321GLA1000-1
4.IMPEDANCE REQUIREMEMT:
a.MATED IMPEDANCE:85±15% @RISE TIME: 50ps (20%-80%)
b.CABLE IMPEDANCE:85±10% @RISE TIME: 50ps (20%-80%)
5.Loss: 4.6dB dB@16GHz
6.THE CABLE SI REQUIREMENT FOLLOW PCIe Gen5 STANDARD
7.Total Power Consumption : 3.5W @ 8 CH (enabled 3.3V@520mA*2)

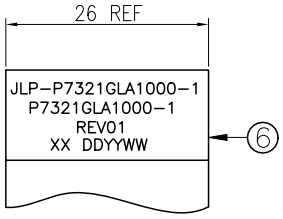

LABEL INFO

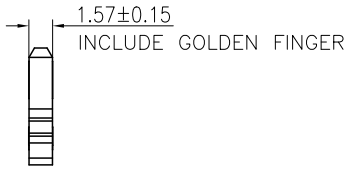

MCIO PADDLE CARD

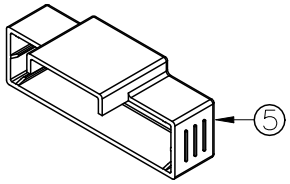

ITEM	DESCRIPTION	Q'TY
13	ACETATE TAPE,BLACK	A/R
12	PLASTIC BRAID,BLACK	1 PCS
11	TERMINAL PITCH 2.0MM OR EQU	2 PCS
10	HOUSING PITCH 2.0MM OR EQU	1 PCS
9	WIRE: UL1061 28AWG COLOR: BLACK	A/R
8	WIRE: UL1061 28AWG COLOR: RED	A/R
7	REDRIVER	2 PCS
6	LABEL(W=25.4mm REF), BLACK TEXT & WHITE BACKGROUND	2 PCS
5	DUST CAP	1 PCS
4	LATCH, SUS301, T=0.25mm, FOR MCIO STR SERIAL	2 PCS
3	HSG, FOR MCIO 8X STR, COLOR:BLACK	2 PCS
2	MCIO 74PIN PCBA, 85 Ohm, Au 30u" ON CONTACT AREA	2 PCS
1	TWIN-AX SINGLE PAIR, 32AWG+2C+2D+HMAM+HM, 85 ohm, UL 20744, COLOR: SILVER, VW-1(LCB0003196), IL Max : -7.5dB/m @16GHz	A/R

RoHS COMPLIANT

Unit: mm(inch)

GENERAL TOLERANCES: (UNLESS SPECIFIED)
0 =±1 (0.039)
0.0 =±.5 (0.02)
0.00 =±.3 (0.012)
0.000=±.15(0.006)
0° =± 2°
0.0° =± 1°

PROJECTION

D.R.	12/04/2023	Brady
CH.K	12/04/2023	Albert
APV.D	12/04/2023	Jason

JPC connectivity

TITLE: Active MCIO 8S STR to 8X STR L=1000mm/70mm

PD./FILE NO.

SCALE	SIZE	PART NO.	REV.
FREE	A4	P7321GLA1000-1	01

SHEET 1 OF 2