




GPU Power Connector	Description	Version	Current Rating
	12V-2x6(H++), R/A DIP	PCI-E CEM 5.1	9.5A Per Pin
	12V-2x6(H++), R/A, Reverse, DIP	PCI-E CEM 5.1	9.5A Per Pin
	12V-2x6(H++), Upright, DIP	PCI-E CEM 5.0	9.2A Per Pin